

DELIMBER TRAILERS / DT-2500 / DT-2600

DT-2500

- HEAVY WEIGHT SINGLE BEAM CONSTRUCTION
- EASY TOWABILITY ON AND OFF THE JOBSITE
- YOUR CHOICE OF PTD-143 OR PTD-243 DELIMBERS
- POSITIONS DELIMBER WHERE YOU WANT IT



DT-2600

- HEAVY WEIGHT DUAL CHANNEL CONSTRUCTION
- EASY TOWABILITY ON AND OFF THE JOBSITE
- YOUR CHOICE OF PTD-143 OR PTD-243 DELIMBERS
- POSITIONS DELIMBER WHERE YOU WANT IT
- CAN CARRY SLASHER RIGHT ON THE CHASSIS



CUTTING SYSTEMS INC.

774 ZEB ROAD UNION GROVE NC 28689

TOLL FREE: 877-844-1274 FAX: 704-592-4458

EMAIL: CSI_1INC@YAHOO.COM

DT-2500



THE MOBILITY OF THE DT-2500 ENABLES THE LOADER OPERATOR MANY CHOICES IN SETTING UP HIS LANDING AREA. THIS COUPLED WITH THE EASY MOBILITY ON AND OFF SITE MAKES THE DT-2500 THE ULTIMATE SOLUTION TO MANY LOGGERS NEEDS !

FEATURES

- ▶ **HEAVYWEIGHT I-BEAM CONSTRUCTION**
- ▶ **HEAVY DUTY 22,000lb AXLE WITH AIR BRAKES AND 1100-22.5-12ply TIRES**
- ▶ **HIGHWAY LIGHTING**
- ▶ **FRONT MOUNT SPADE**
- ▶ **FRONT GRAPPLE PICK-UP POINT**

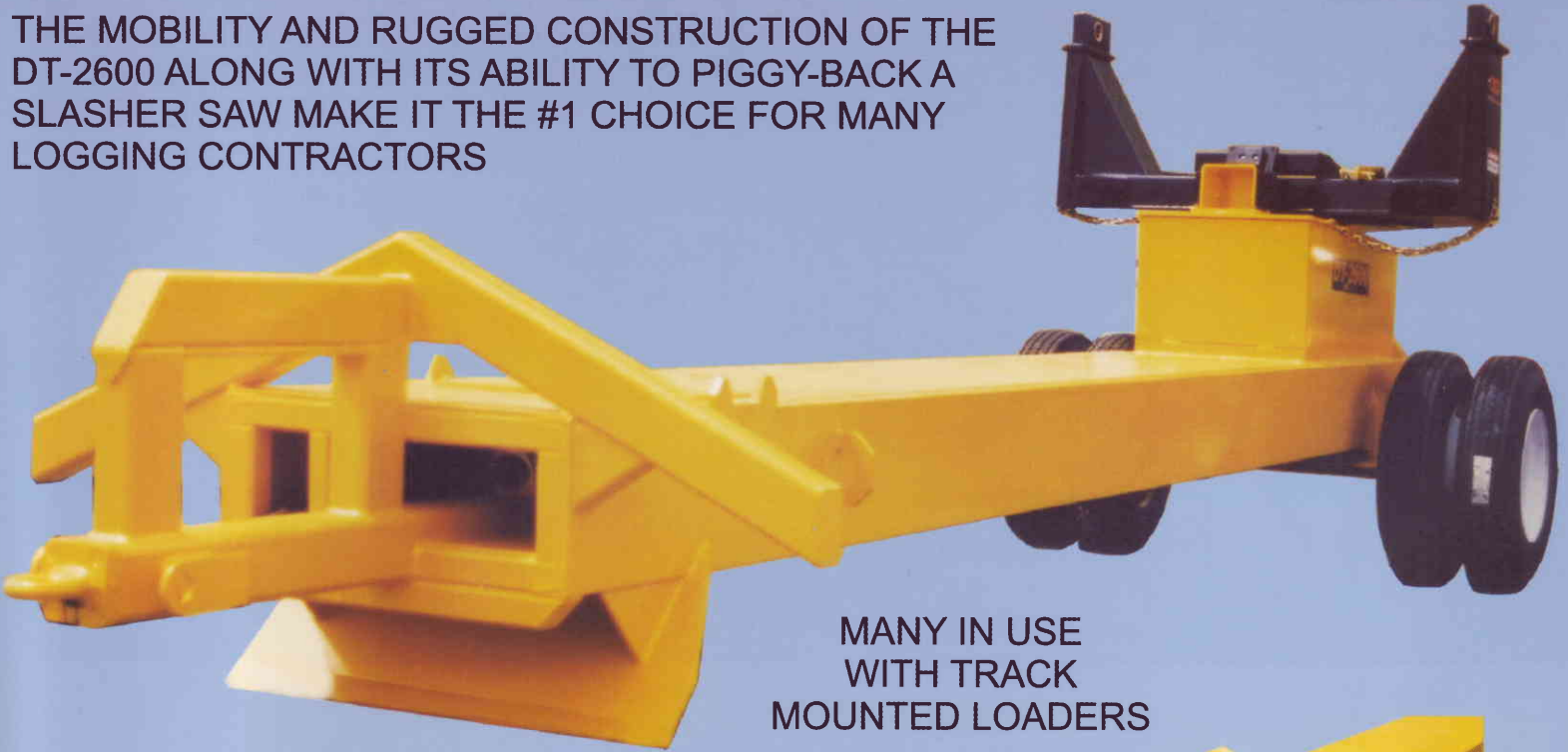


MANY IN USE WITH TRACK MOUNTED LOADERS

EASY MOBILITY

DT-2600

THE MOBILITY AND RUGGED CONSTRUCTION OF THE DT-2600 ALONG WITH ITS ABILITY TO PIGGY-BACK A SLASHER SAW MAKE IT THE #1 CHOICE FOR MANY LOGGING CONTRACTORS



MANY IN USE
WITH TRACK
MOUNTED LOADERS

FEATURES

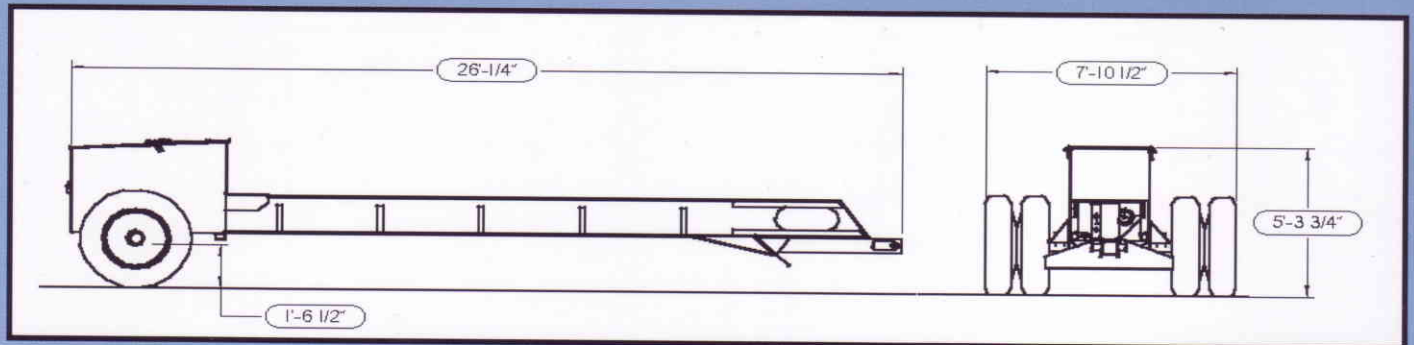
- ▶ **HEAVYWEIGHT TWIN BEAM CONSTRUCTION**
- ▶ **HEAVY DUTY 22,000lb AXLE WITH AIR BRAKES AND 1100-22.5-12ply TIRES**
- ▶ **HIGHWAY LIGHTING**
- ▶ **FRONT MOUNT SPADE**
- ▶ **FRONT GRAPPLE PICK-UP POINT**
- ▶ **ABILITY TO CARRY SLASHER SAW ON DECK**



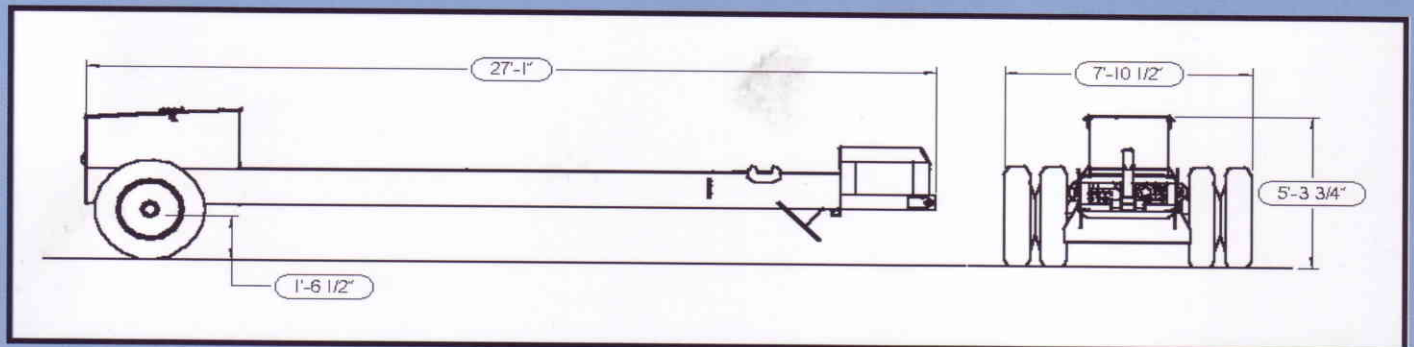
EASY MOBILITY

SPECIFICATIONS

DT-2500



DT-2600



DT-2600

LENGTH = 27'- 1"

WIDTH = 7'- 10 1/2"

HEIGHT = 5'- 3 3/4"

*G.C. = 1'- 6 1/2"

WEIGHT = 9,045lbs

NOTE: ALL MEASUREMENTS AND WEIGHTS ARE WITHOUT DELIMBER OR CRADLE

* GROUND CLEARANCE AT AXLE LOWPOINT

DT-2500

LENGTH = 26'- 1/4"

WIDTH = 7'- 10 1/2"

HEIGHT = 5'- 3 3/4"

*G.C. = 1'- 6 1/2"

WEIGHT = 6,067lbs

NOTE: ALL MEASUREMENTS AND WEIGHTS ARE WITHOUT DELIMBER OR CRADLE

* GROUND CLEARANCE AT AXLE LOWPOINT



**PUT ONE OF THESE DEPENDABLE
HARD WORKING HIGHLY MOBILE
TRAILERS TO WORK ON YOUR JOB TODAY**