



# Model DL-4400-R

## REVOLVER SAW

The CSI Model DL-4400-R Revolver features a rotating saw box that **accommodates a left or right hand load operation**. This allows the operator to orient the saw box in either position quickly and easily with less downtime.



The DL-4400-R also features a **redesigned chassis construction** to help keep the stems flat for smooth, clean cuts on uneven ground.

And as with our other slasher saws, the Revolver is built from hi-alloy tubing and hi-alloy steel plate by skilled workers to ensure a product that will give **many years of quality service**.



\*shown with Extended 18ft Chassis  
Patent Pending

Video - Watch how it Works at [www.cuttingsys.com](http://www.cuttingsys.com)



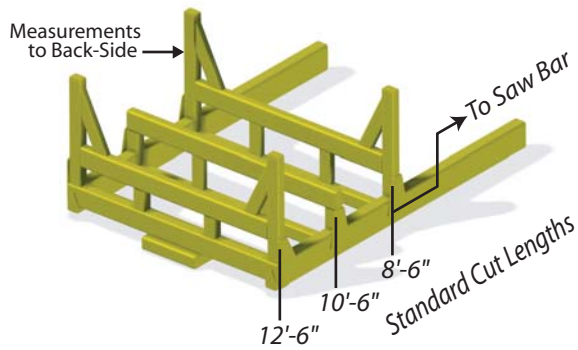
Cutting Systems, Inc.

Call Toll-Free: 1-877-844-1274

[email@cuttingsys.com](mailto:email@cuttingsys.com)

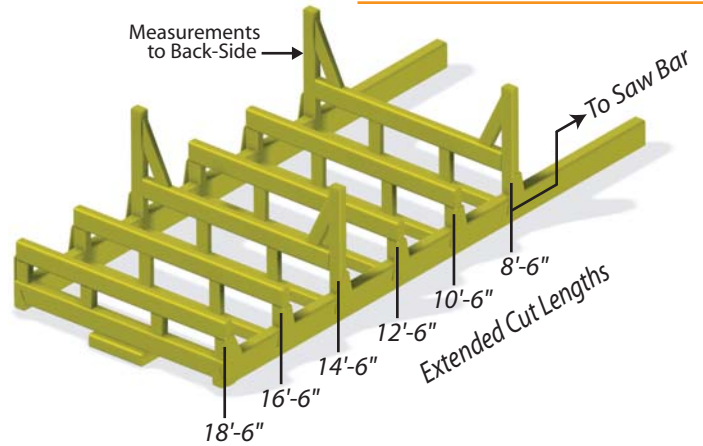
## Basic Chassis Configurations

### Standard 12ft Chassis

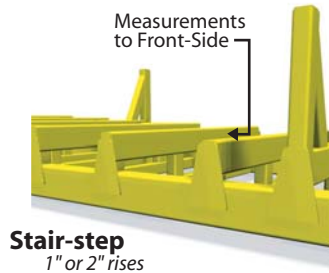
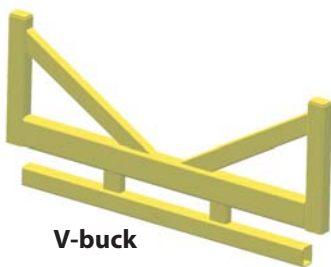


**\*\*Customize your chassis to suit your individual needs!\*\***

### Extended 18ft Chassis



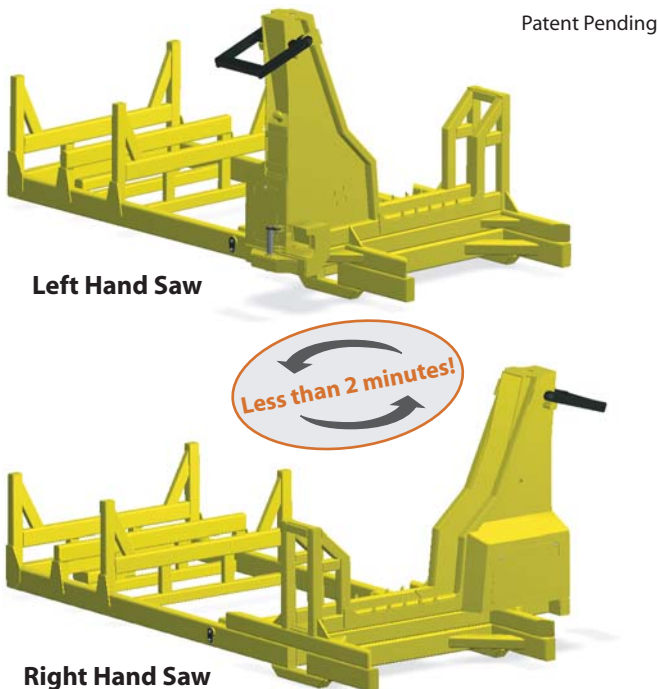
### Saw Buck Options



### Features

- Direct Drive Saw Chain
- Four 3/4" Bar Mount Bolts
- Cam-type Chain Adjustment
- Auto Adjusting Feed System
- Hydraulic Cushion Bar Stop

### Revolve in Position



### Specifications

Frame Construction	Alloy steel
Maximum Opening	44 inches
Saw Bar	59" roller tip
Saw Chain	3/4 pitch with 96 drive links
Drive Sprocket	7" case hardened, 14 pin
Hydraulics	50 - 75 gpm @ 2,000 - 2,500 psi
Chain Oiler	Automatic piston actuated
Chain Oil Reservoir	3.7 gallons
Height	88 inches
Width	98 inches
Weight	5,100 lbs.



Cutting Systems, Inc.  
774 Zeb Road  
Union Grove, NC 28689

[www.cuttingsys.com](http://www.cuttingsys.com)

Cutting Systems, Inc. reserves the right to change specifications and to add improvements to our products at any time without notice or obligation.

2017-02