

Cutting Systems, Inc.
 774 Zeb Road
 Union Grove, NC 28689
 Phone: 704-592-2451
 Fax: 704-592-4458
 www.cuttingssys.com

CSI DL-4400 Revolver Saw Order Form



Dealer Name _____ Store/Location _____

Address _____

City _____ State _____ Zip _____

Order Date _____

Sales Order No. _____

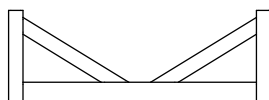
Purchase Order No. _____

Expected Delivery Date _____

STEP 1: Select Saw Buck Configuration



Straight Buck



V - Buck

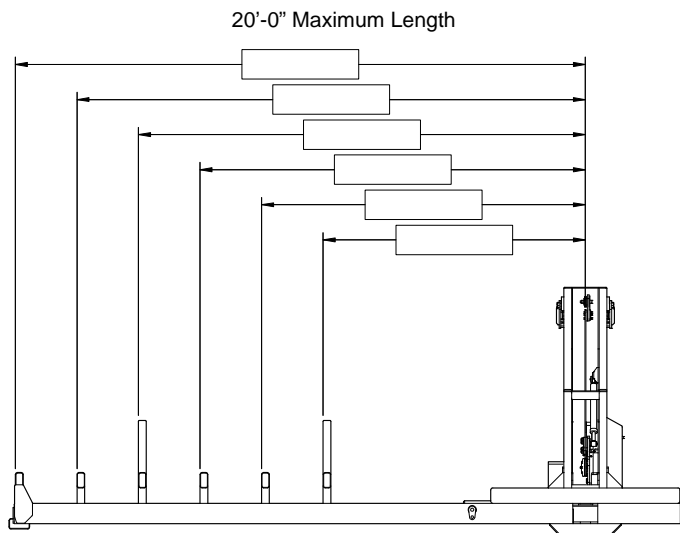
STEP 3: Special Instructions

STEP 2: Select Chassis Configuration

Standard 12' Chassis:
 Standard Cut Lengths: 8'-6" / 10'-6" / 12'-6"

Custom Design Chassis:
 CSI can custom design and build a chassis to accommodate almost any job. Contact CSI with your requirements.

Extended Chassis - Flat Bucks



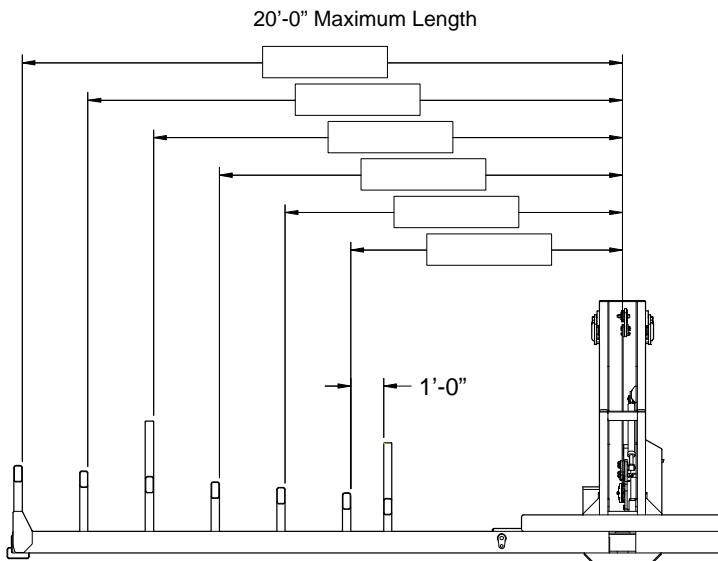
Notice: Measurements are shown to the BACK of Saw Buck.

Measurement To: Front of Buck Center of Buck Back of Buck

Standard Cut Lengths: 8'-6" / 10'-6" / 12'-6" / 14'-6" / 16'-6" / 18'-6"

Custom Cut Lengths: Enter Cut Lengths on Diagram.

Extended Chassis - Stair Step Bucks



Notice: Measurements are to the FRONT of Saw Buck.

Standard Cut Lengths: 8'-6" / 10'-6" / 12'-6" / 14'-6" / 16'-6" / 18'-6"

Custom Cut Lengths: Enter Cut Lengths on Diagram.

Saw Buck Rise: 1" Rise 2" Rise

Customer Name: _____ Customer Signature: _____ Date: _____